

Data scores for Sibelius

This is a set of Sibelius scores in Sibelius 7 format.

By Bob Zawalich

The zip file was created on December 1, 2020.

These are intended for use as Data scores, where you open a data score, copy some objects from it to the clipboard, then paste them into your own score. I find that adding a few bars to the end of your score, and pasting there is a good way to avoid disturbing your score.

Once pasted, the symbol/line/text definitions will be added to your score without needing to import a House Style. You can now delete the pasted objects (you can delete the bars you added and their contents), and the definitions will remain in your score.

These are scores that have been used in plugins or are generally useful as a source of objects. They are collected into a single zip file. Download the zip file, unzip, and copy the scores you want to a convenient location.

[Download Data Scores in Sibelius 7 Format here](#)

- **All Symbols Labeled from Piano Score_v7.sib**
 - This score contains each of the symbols defined in a new Piano score in Sibelius 7.5.1, then exported to Sibelius 7 format.
 - Use Find to search for a symbol by name
 - Copy symbols from this score and paste into another score. This can be useful when using a cut-down version of Sibelius that does not provide all these symbols but will use them if copied into the score. In that case they still will not appear in the list of symbols; you will need to copy and paste to get any more of them. Better than nothing!

All Symbols Labeled Sibelius Version 7.5.1

Labels include the symbol index in the symbol table,
the relative index in the symbol row, and the symbol name

'No symbol' (leave empty) 0 - Repeats + 0	Segno 1 - Repeats + 1	Coda 2 - Repeats + 2	Serpent 1 3 - Repeats + 3
Serpent 2 4 - Repeats + 4	Repeat beat 5 - Repeats + 5	Repeat bar 6 - Repeats + 6	Repeat 2 bars 7 - Repeats + 7
Repeat 4 bars 8 - Repeats + 8	Barline 9 - Repeats + 9	Start repeat barline 10 - Repeats + 10	End repeat barline 11 - Repeats + 11
Final barline 12 - Repeats + 12	Segno 13 - Repeats + 13	Coda 14 - Repeats + 14	<no name> 15 - Repeats + 15
Do not photocopy 16 - General + 0	Circle 17 - General + 1	(18 - General + 2) 19 - General + 3
{ 20 - General + 4	} 21 - General + 5	Bracket top 22 - General + 6	Bracket bottom 23 - General + 7
End bracket top 24 - General + 8	End bracket bottom 25 - General + 9	Small (26 - General + 10	System divider 27 - General + 11

- **Circle and Oval Symbols and SVG files used by the Circle Tab Half Whole plugin_v7.sib**
 - Shapes used to enclose tablature numbers of various sizes.
 - Symbols were generated from the SVG files
 - The SVG files could be adapted to fit around notes, and then new symbols could be generated.

Full Score

Full Score

1

Circle and Oval Symbols and SVG files used by the Circle Tab Half Whole plugin

Each bar contains one symbol and one graphic. These symbols were created from the SVG graphics. See Edit Symbols for details.

1Line1Digit
944 - User-Defined + 0 + 16

1Line2Digit
928 - User-Defined + 0

This block shows two musical staves. The first staff has a treble clef and a 4/4 time signature. It contains a small circle on the first line and a larger circle on the second line. The second staff also has a treble clef and a 4/4 time signature, containing a small circle on the first line and a larger circle on the second line.

2Line2Digit
929 - User-Defined + 0 + 1

2Line1Digit
930 - User-Defined + 0 + 2

This block shows two musical staves. The first staff has a treble clef and a 3/4 time signature. It contains a small oval on the second line and a larger oval on the second line. The second staff also has a treble clef and a 3/4 time signature, containing a small oval on the first line and a larger oval on the first line.

3Line1Digit
931 - User-Defined + 0 + 3

3Line2Digit
932 - User-Defined + 0 + 4

This block shows two musical staves. The first staff has a treble clef and a 5/4 time signature. It contains a small oval on the first line and a larger oval on the first line. The second staff also has a treble clef and a 5/4 time signature, containing a small oval on the second line and a larger oval on the second line.

42

TAB: 5 6 7 8 9 3 35 24 33 24 33 11

49

TAB: 4 4 5 4 4 36 37 31 32 26 27 22 22 17 18

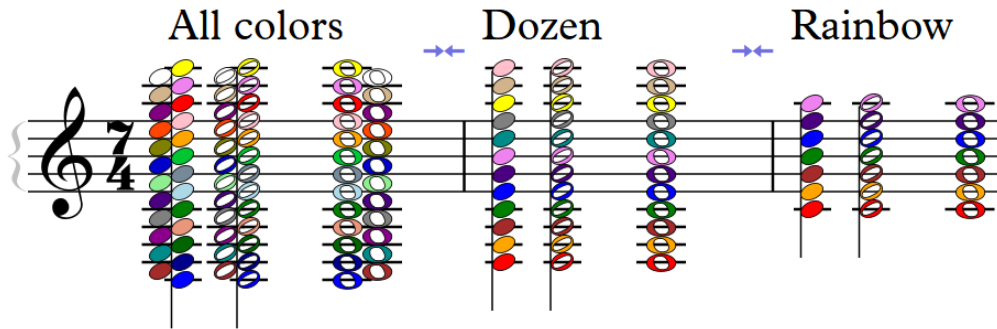
57

TAB: 5 4 3 7 8 6 6 3 3 6 6 35 32 34 26 27 29 22 22 24 27 18 29 7 8 6 5 3 3 3 3 3

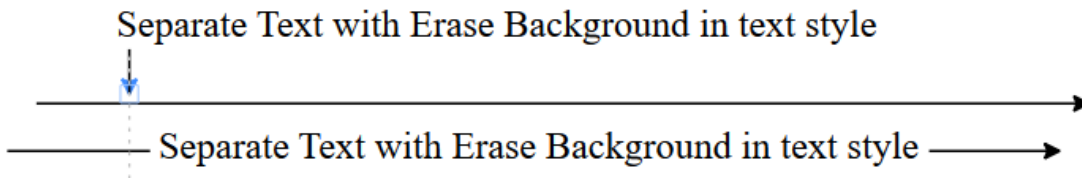
63

TAB: 26 27 29 30 22 22 24 24 25 17 18 19 20 0 0 2 2 5 1 0 7 4 7 22 22 24 24 25 27 17 18 19 20 22 1 0 7 4 7 8 17 18 19 20 22 22 24

- **Colored Notehead Styles.sib**
- **Colored Notehead Styles_Bordered.sib**
 - These 2 scores are used by the Colored Notehead Styles plugin, but can be used standalone to copy in colored noteheads, especially bordered ones which are not available elsewhere.



- **Line Centered Text Erase Background.sib**
 - Examples of Lines overlaid with Text using Erase Background with instructions

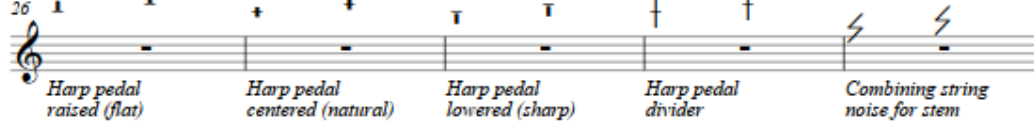

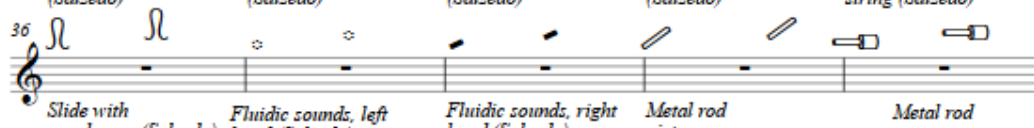
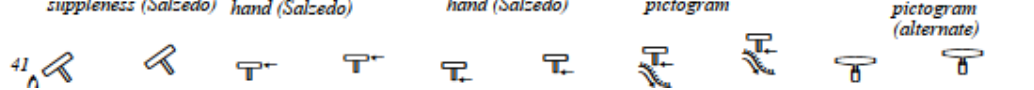


- **Harp Techniques Opus Norfolk Harp (v7)** (requires the *Norfolk Harp* font)
 - Part of the free document [Notating Music for the Harp in Sibelius](#).
 - Read about and find the *Norfolk Harp* font [here](#).

Harp Techniques from Norfolk Harp Std Font

Sib 7 Standard Opus Times House Style 11 April 2019

Each bar has a Symbol object and a Text object for each character

	<p>1</p> <p><i>Snap pizzicato below</i></p>	<p>2</p> <p><i>Snap pizzicato above</i></p>	<p>3</p> <p><i>Buzz pizzicato</i></p>	<p>4</p> <p><i>Left-hand pizzicato</i></p>	<p>5</p> <p><i>Snap pizzicato below (German)</i></p>
<p>6</p> 	<p>6</p> <p><i>Snap pizzicato above (German)</i></p>	<p>7</p> <p><i>Arpeggiato up</i></p>	<p>8</p> <p><i>Arpeggiato down</i></p>	<p>9</p> <p><i>Breath mark (Salzedo)</i></p>	<p>10</p> <p><i>Isolated sounds (Salzedo)</i></p>
<p>11</p> 	<p>11</p> <p><i>With fingernails</i></p>	<p>12</p> <p><i>Fingernail flick</i></p>	<p>13</p> <p><i>Fingernails (beater)</i></p>	<p>14</p> <p><i>Plectrum</i></p>	<p>15</p> <p><i>Play at upper end of strings (Salzedo)</i></p>
<p>16</p> 	<p>16</p> <p><i>Damp</i></p>	<p>17</p> <p><i>Damp all</i></p>	<p>18</p> <p><i>Damp for stem</i></p>	<p>19</p> <p><i>Damp only low strings (Salzedo)</i></p>	<p>20</p> <p><i>Damp with both hands (Salzedo)</i></p>
<p>21</p> 	<p>21</p> <p><i>Damp below (Salzedo)</i></p>	<p>22</p> <p><i>Damp above (Salzedo)</i></p>	<p>23</p> <p><i>Muffle totally (Salzedo)</i></p>	<p>24</p> <p><i>Tam-tam sounds (Salzedo)</i></p>	<p>25</p> <p><i>Timpanic sounds (Salzedo)</i></p>
<p>26</p> 	<p>26</p> <p><i>Harp pedal raised (flat)</i></p>	<p>27</p> <p><i>Harp pedal centered (natural)</i></p>	<p>28</p> <p><i>Harp pedal lowered (sharp)</i></p>	<p>29</p> <p><i>Harp pedal divider</i></p>	<p>30</p> <p><i>Combining string noise for stem</i></p>
<p>31</p> 	<p>31</p> <p><i>Oboic flux (Salzedo)</i></p>	<p>32</p> <p><i>Thunder effect (Salzedo)</i></p>	<p>33</p> <p><i>Whistling sounds (Salzedo)</i></p>	<p>34</p> <p><i>Metallic sounds (Salzedo)</i></p>	<p>35</p> <p><i>Metallic sounds, one string (Salzedo)</i></p>
<p>36</p> 	<p>36</p> <p><i>Slide with suppleness (Salzedo)</i></p>	<p>37</p> <p><i>Fluidic sounds, left hand (Salzedo)</i></p>	<p>38</p> <p><i>Fluidic sounds, right hand (Salzedo)</i></p>	<p>39</p> <p><i>Metal rod pictogram</i></p>	<p>40</p> <p><i>Metal rod pictogram (alternate)</i></p>
<p>41</p> 					

- **Hollywood SVG Gliss Lines with Symbols_v7**

Wiggly Lines as SVG graphics files with Symbols created from those SVG files

SVG files created by ilkay bora öder

The image displays four musical staves, each with a treble and bass clef, illustrating the use of wiggly lines as SVG graphics files and symbols. The staves are arranged vertically and numbered 1, 5, 9, and 13 on the left side. Each staff contains a wiggly line in the treble clef and a whole note in the bass clef. The wiggly lines are contained within red rectangular boxes. The first two staves (1 and 5) are labeled "Graphics file" in the top and bottom boxes respectively. The last two staves (9 and 13) are labeled "Symbol from Graphic" in the top and bottom boxes respectively. The wiggly lines are identical in all four staves, representing a glissando effect.

- **Standard staff Text styles copied with vertical position flipped_Sib6.sib**
- **Standard staff Text styles copied with vertical position flipped_Sib7.sib**
- **Standard staff Text styles copied with vertical position flipped_Sib2020_3.sib**
 - These scores (in 3 different Sibelius versions) contain Text objects in text styles that are variants of common text styles used in Sibelius House Styles, but flipped vertically, such that the modified styles are in a corresponding position above or below the staff. As with other data scores, you can select bars containing text in the desired styles, then paste into your own score. You can then delete the pasted text, but the text style definitions will be transferred to your score.

Standard staff Text styles copied with vertical position flipped

Copy into your score, then delete from your score to define the text style in your score
 Most offsets modeled on Technique and Expression. Lyrics modeled on Lyrics above staff
 (Bar number) appended to text to make attachment point clearer.

Expression flipped (2)

Technique flipped (1) Plain text flipped (3) Boxed text flipped (4)

5

Fingering flipped (5) Small text flipped (6) Tiny text flipped (7) Tuplets flipped 8

9

Lyrics line 1 flipped (10) Lyrics line 2 flipped (11) Lyrics line 3 flipped (12) Lyrics line 4 flipped (13) Lyrics line 5 flipped (14)

15

Lyrics (chorus) flipped (164)

Lyrics above staff flipped (17)

- **Symbol Text-12pt-Bold.sib**

- **Symbol Text-10pt-Italic.sib**

- These 2 scores contains sets of normal Text characters (a – z, A – Z, 0 – 9, ., ,) created as symbols. These are intended to simplify creating words by combining letters into composite symbols, to be used for adding text to the end of a line, since the editor only allows symbols at the end of a line.
- Each score contains 2 sets of characters using different text styles (Times New Roman font 10 point plain and italic; Times New Roman font 10 point bold and 12 point plain. The text styles can be changed for different text formatting.
- Instructions for using the symbols are included in the scores.

67

A musical staff with a treble clef. Above the staff, lowercase letters 'a' through 'z' are written. Below each letter, a musical note is placed on the staff, representing the letter as a symbol.

93

A musical staff with a treble clef. Above the staff, uppercase letters 'A' through 'Z' are written. Below each letter, a musical note is placed on the staff, representing the letter as a symbol.

119

A musical staff with a treble clef. Above the staff, digits '0' through '9', a period '.', and a comma ',' are written. Below each character, a musical note is placed on the staff, representing the character as a symbol.

- **Tuplet Centered Erase.sib**

- Originally used for the Tuplet Over Barlines plugin. Contains variants of the Tuples text style.

A musical staff with a treble clef. Above the staff, the text 'Tuplets Centered Erase' and 'Tuplets Erase' are written. Below the staff, three measures are shown, each containing a musical note. The first measure is labeled '1', the second '2', and the third '3'. Above the second and third measures, the ratios '5:2' and '7:5' are written. Blue arrows point to the text above the staff.